




**COLIMA**

#BeyondYourExpectations



**COLIMA**  
STATE GOVERNMENT



# GENERAL Facts

## CAPITAL CITY COLIMA

Municipalities 10

Territory 5,625 km<sup>2</sup>

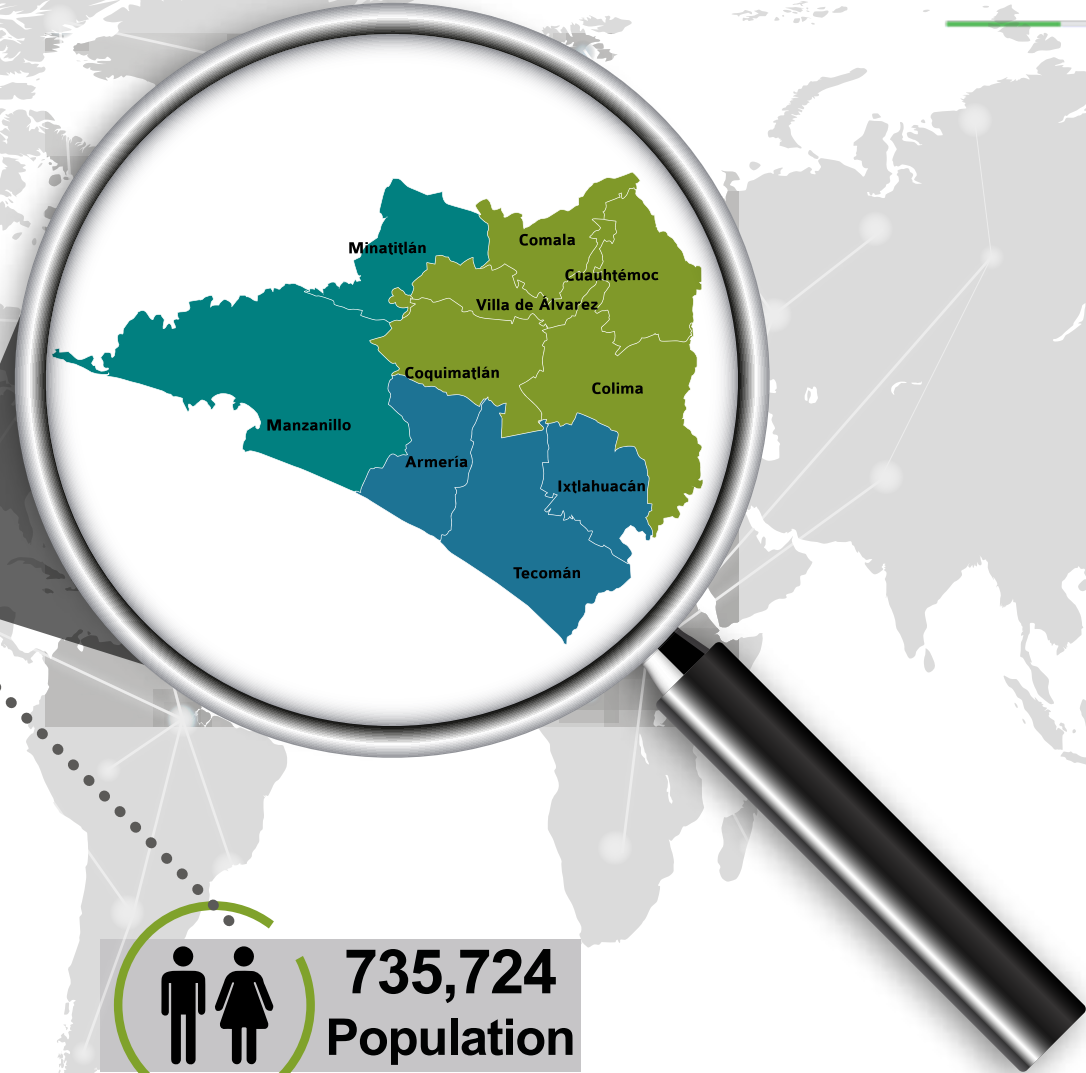
Temperature Minimum : 20.7 °C  
average Average: 27.2 °C  
annual 2018 Maximum: 33.6 °C

Precipitation 1,611.7 mm  
annual 2018

Population 735,724  
(0.6% of the country's total population)

GDP \$6,554,564,102 USD  
(0.6% of the national GDP in 2017)

GDP main sector  
Commerce: 23.1%  
Real state: 12.0%  
Construction: 11.1%  
Transportation: 11.0%







# INFRASTRUCTURE



# INFRASTRUCTURE

## Highways / Railroad Tracks



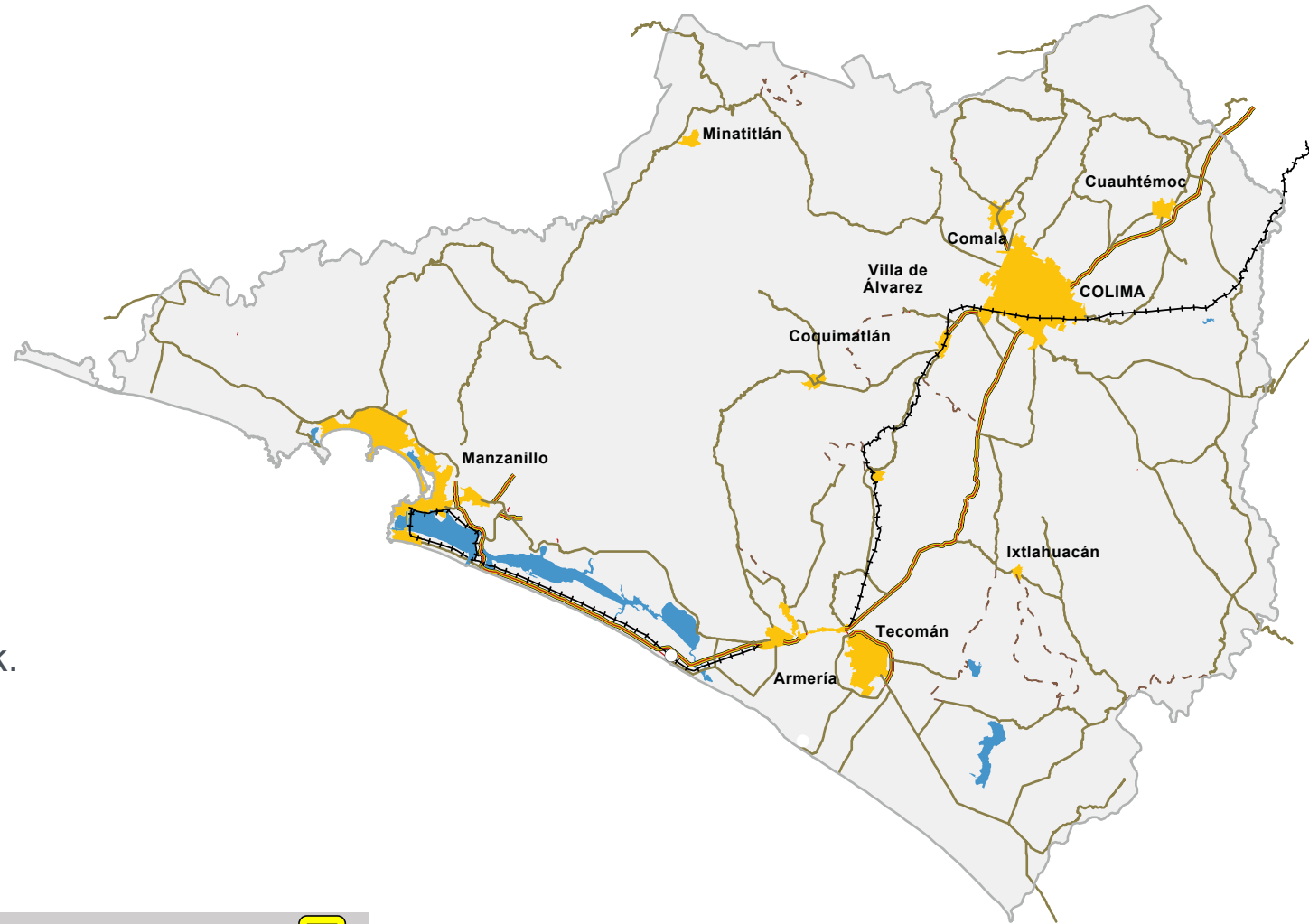
**2,854 Km**

Length of the road network.



**256 Km**

Length of the railway network.




 Road with more than two lanes

 Road with two lanes

 Railroad track

 Urban area

 Body of water

# INFRASTRUCTURE

## Air Connectivity



### National Airport

Located **22 km** from  
**Colima city**  
(15 min)

### Destination



Mexico City  
and Tijuana.



### International Airport

Located **136 km** from  
**Colima city**  
(1h 20 min)

### Destination



Houston,  
Phoenix, Los  
Angeles and  
Minneapolis.



Edmonton,  
Vancouver,  
Toronto and  
Calgary.



### Operations

**11,378**

both airports in 2018

### Passengers attended

**322,019**


both airports in 2018

# INFRASTRUCTURE

## Hotel

By category



Municipalities 	Category 						Total 
	W/C 	1 Star	2 Stars	3 Stars	4 Stars	5 Stars	
Armería	170	196	116	74	0	0	556
Colima	309	177	156	270	660	110	1,682
Comala	146	0	28	7	22	47	250
Cuauhtémoc	157	0	0	0	73	0	230
Manzanillo	28	127	391	1,034	2,087	1,185	4,852
Tecomán	147	78	77	104	204	0	610
Villa de Álvarez	23	0	0	0	80	0	103
<b>Total</b>	980	578	768	1,489	3,126	1,342	<b>8,283</b>

# INFRASTRUCTURE

## Hotel By type



Accommodation Establishment by Type and Category 2019

Municipalities	Accommodation Establishment by Type and Category 2019															
	Hotel	Motel	Hostal	Bgws	Posada	Villa / Suite	Guesthouse	Cabins	Total	S/C	1*	2*	3*	4*	5*	Total
Armería	18	1	1	5	7	1	3	0	36	18	11	5	12	0	0	36
Colima	36	7	1	0	0	1	2	0	47	15	8	5	6	11	2	47
Comala	6	2	11	0	0	0	0	8	27	18	0	2	1	4	2	27
Cuauhtémoc	1	5	0	0	0	0	0	0	6	5	0	0	0	1	0	6
Manzanillo	57	7	0	9	1	19	5	0	98	1	7	13	39	30	8	98
Tecomán	18	6	0	0	0	1	1	0	26	11	5	3	3	4	0	26
Villa de Álvarez	2	1	0	0	0	0	0	1	4	1	0	0	0	3	0	4
<b>Total</b>	138	29	13	14	8	22	11	9	244	69	31	28	51	53	12	244

# INFRASTRUCTURE

## Energy




- Regasification plant «KMS»**  
liquefied natural gas storage  
Capacity **300,000 m<sup>3</sup>**
- Gas storage terminal L.P. of Grupo «Z GAS»**  
Petroleum liquid gas plant  
**342,856 barrels**  
en 8 spherical tanks
- LNG pipeline**  
Manzanillo - Guadalajara  
of Transcanada  
Transports **360/500 MMpcd**
- Thermoelectric Plant «CFE»**  
Produce **2,750 MW**

Note: In process of authorization for the installation of a hydrocarbon storage terminal.



# INFRASTRUCTURE

## Telecommunications



### ICT Users in Colima



Computer  
326,997



Internet  
467,961




Cell Phone  
528,347



Mobile internet connection  
using a smartphone  
438,555


# INFRASTRUCTURE

## Manzanillo Port



The port  
has a static  
capacity of 

**52,812 TEU's**

With a containerized movement  
of **3,078,505 TEU's**  
the **44.1%** of the country 2018 



# INFRASTRUCTURE

## Manzanillo Port

### Features

The port area **consists of 437 ha**, which include water areas, docks, and storage.

Currently, it has **23 berths**:

- 17 commercial
- 3 for hydrocarbons
- 2 for tourist cruises
- 1 liquefied natural gas

Divided into three polygons, being the **polygon number 2 the one with the greatest development**.

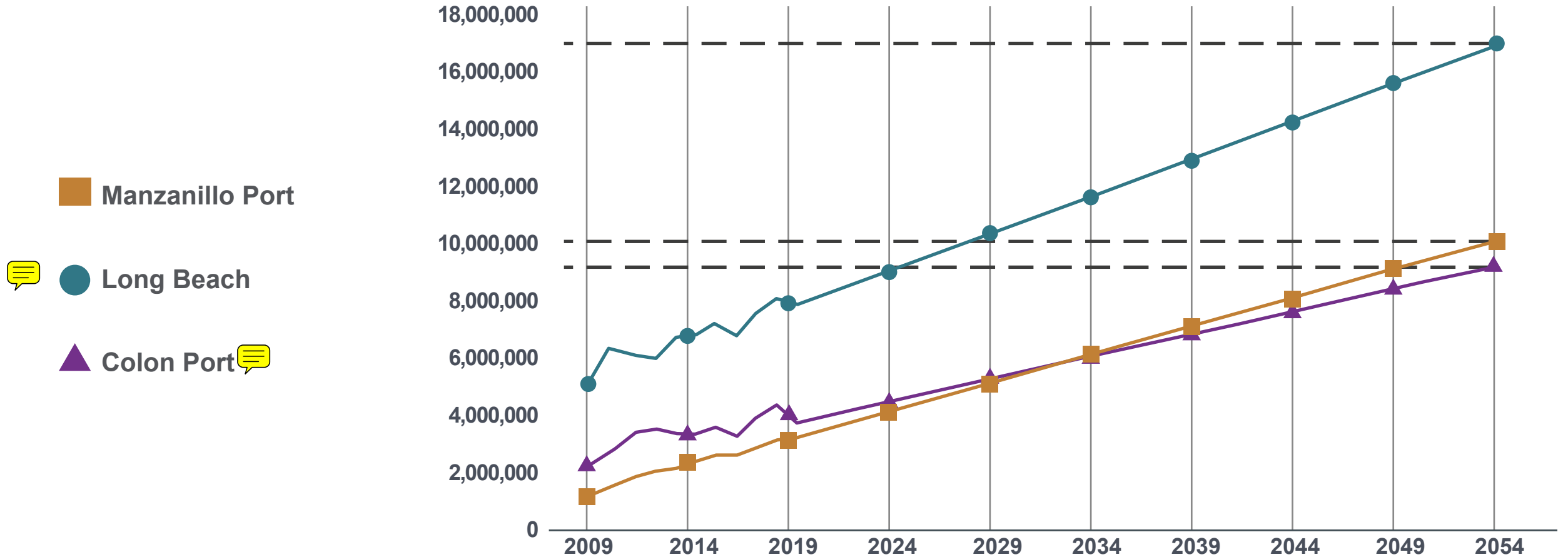
For the eviction of the goods that move through the **Manzanillo Port has 6.20 km of internal roads and 24.70 km of railways**, these, allow the proper and safe evacuation of the cargo that transits those areas.

Type of Surface	Surface (m <sup>2</sup> )
Roof coverd	26,547
Patios	566,448
Sheds	1,514
Silos	95,000 (tons )

# INFRASTRUCTURE

## Manzanillo Port

Forecast of TEU's Movement




Source: [www.oecd.org/centrodemexico/laocde/](http://www.oecd.org/centrodemexico/laocde/),  
[www.sct.gob.mx/puerto-y-marina/puertos-de-mexico/](http://www.sct.gob.mx/puerto-y-marina/puertos-de-mexico/),  
<https://datos.bancomundial.org/pais/estados-unidos>,  
<https://www.cepal.org/es/fuentes-de-informacion-estadistica>,  
<http://www.cocatram.org.ni/estadisticas/>




# INFRASTRUCTURE

## Manzanillo Port

### Hinterland

 City	 Road Distance	Railway Distance 
Aguascalientes	555 Km	834 Km
Guadalajara	300 Km	355 Km
Pantaco (México D.F.)	791 Km	960 Km
Monterrey	1,086 Km	1,380 Km
Querétaro	660 Km	703 Km
Nuevo Laredo	1,310 Km	1,645 Km
Mexicali	2,235 Km	2,506.5 Km
Nogales	1,955 Km	2,118.5 Km
Piedras Negras	1,580 Km	2,119.2 Km
Ojinaga	660 Km	703 Km
Cd. Juárez	1,849 Km	2,222 Km
Altamira	1,094.74 Km	1,342 Km
León	517 Km	661 Km
Silao	559 Km	628 Km
San Luis Potosí	667 Km	1,058 Km
Saltillo	1,019.35 Km	1,750 Km
Veracruz	1,252 Km	1,409 Km
Salamanca	586 Km	618 Km



The **Manzanillo Port** is connected to the **interior** of the country through the railway and road network. 

# INFRASTRUCTURE

## Manzanillo Port

Foreland



### North America

USA  
Canada

### Central America

Panama  
Costa Rica  
Guatemala  
El Salvador  
Nicaragua

### South America

Colombia  
Chile  
Peru

### Europe

Spain  
Germany

### Asia

China  
Japan  
India  
Philippines  
Vietnam  
South Korea  
Malasia  
Indonesia  
Birmaniam  
Cambodia  
Sri Lanka  
Pakistan

### Oceania

Australia  
New Zealand



# INFRASTRUCTURE

## Manzanillo Port

Logistic & Commercial Corridor

## Manzanillo - Laredo



# INFRASTRUCTURE

## Manzanillo Port

Main Shipping Lines





# INFRASTRUCTURE

## Manzanillo Port

### Terminals in Port Installations

- Operadora de la Cuenca del Pacífico, S.A de C.V.
- Frigorífico de Manzanillo, S.A. de C.V.
- Cemex México, S.A. de C.V.
- Corporación Multimodal, S.A. de C.V.
- Granelera Manzanillo, S.A de C.V.
- Terminal Internacional de Manzanillo, S.A. de C.V. (TIMSA).
- Cementos Apasco, S.A. de C.V.
- Comercializadora la Junta, S.A. de C.V.
- Contecon Manzanillo, S.A. de C.V.
- Muelle Turístico
- SSA México, S.A. de C.V.
- PEMEX
- Exploración de Yeso, S.A. de C.V.
- Administrador Portuario
- Mar Frigo, S.A. de C.V.

# INFRASTRUCTURE

## Manzanillo Port

Authorized Phase 2 «Port Lagoon of Cuyutlan»



1,600 hectares

40 Berth positions 

18 Meters depth length

 Types of cargo

*Containers*









*Liquids / Hydrocarbons*

*Bulk cargo*

# INFRASTRUCTURE


## Manzanillo Port

Authorized Phase 2 «Investment opportunities»

-  Industrial parks 
-  Warehouses
-  Refrigerators
-  Industrial facilities
-  Offices
-  Motor transport yards
-  Container yards





A person wearing a red shirt and a blue cap is pouring a liquid from a white container into a machine. The container has the word "LULUMITA" printed on it. The background is a factory or industrial setting with various metal structures and equipment. The entire image has a purple tint.

# ECONOMIC FACTS

# ECONOMIC FACTS


## Job

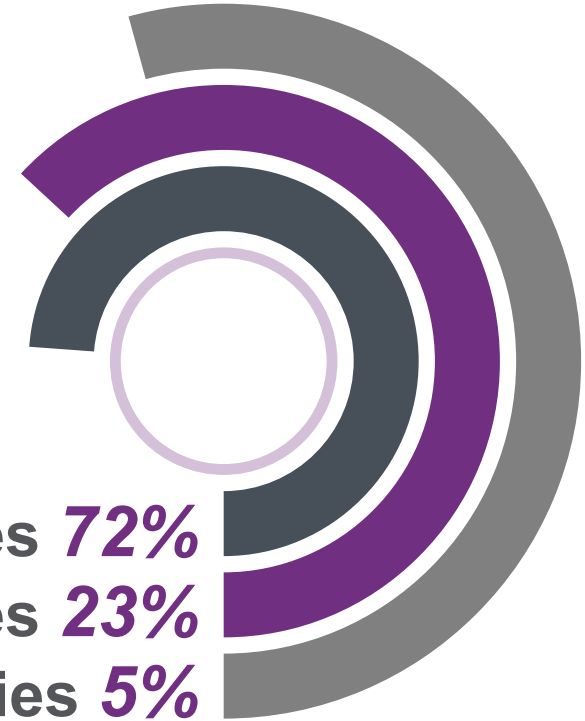
  Employed **372,207**

  Insured **134,121**

## — Gross Domestic Product

**\$6,554,564,102 USD**  
at constant prices 2017 

 Tertiary Activities **72%**  
Secondary Activities **23%**  
Primary Activities **5%**



# ECONOMIC FACTS

## Primary Activities

4.5%



 Agriculture



 Fishing and hunting



 Forestry use



Breeding and farming animals 



# ECONOMIC FACTS

## Primary Activities

Farming

**3,642,664 tons**  
total volume  
agricultural and fishing 2018

97.3%  
Agricultural

1.9%  
Livestock

0.8%  
Fishing



# ECONOMIC FACTS

## Primary Activities

Agriculture



**43,750**  
hectares

**Technified  
with irrigation  
system **


# ECONOMIC FACTS

## Secondary Activities



Mining 

**1.5%**

Generation, transmission and  
distribution of electric energy,  
water and gas supply 

**7.1%**

Construction 

**11.1%**



Manufacturing Industries 

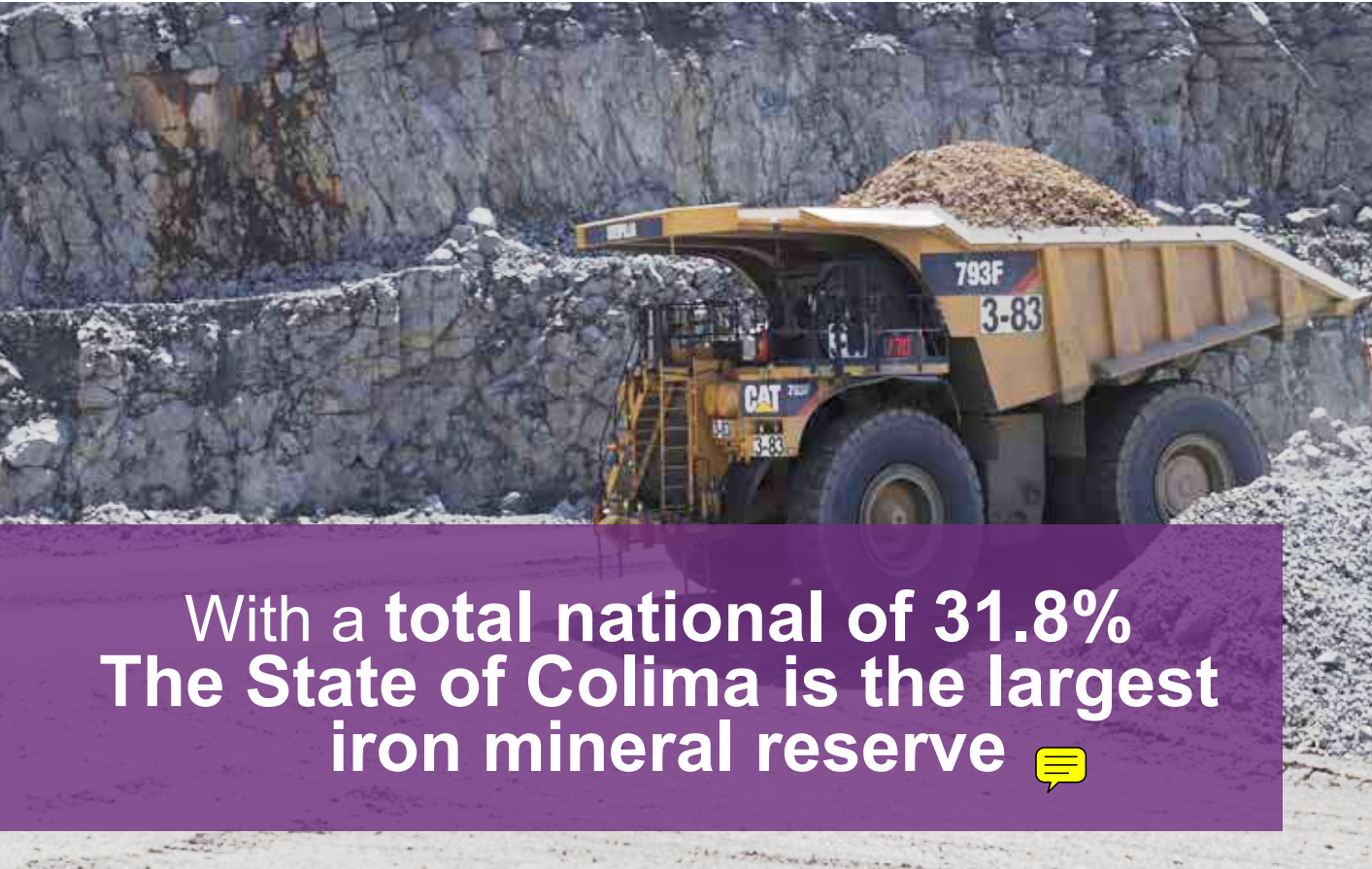
**3.9%**



# ECONOMIC FACTS

## Secondary Activities

Mining



1<sup>st</sup> Place 



**223,799 tons**  
Pellet producer

2<sup>nd</sup> Place 



**207,974 tons**  
Iron Extraction

**AT THE NATIONAL LEVEL** 



# ECONOMIC FACTS

## Secondary Activities

Manufacturing

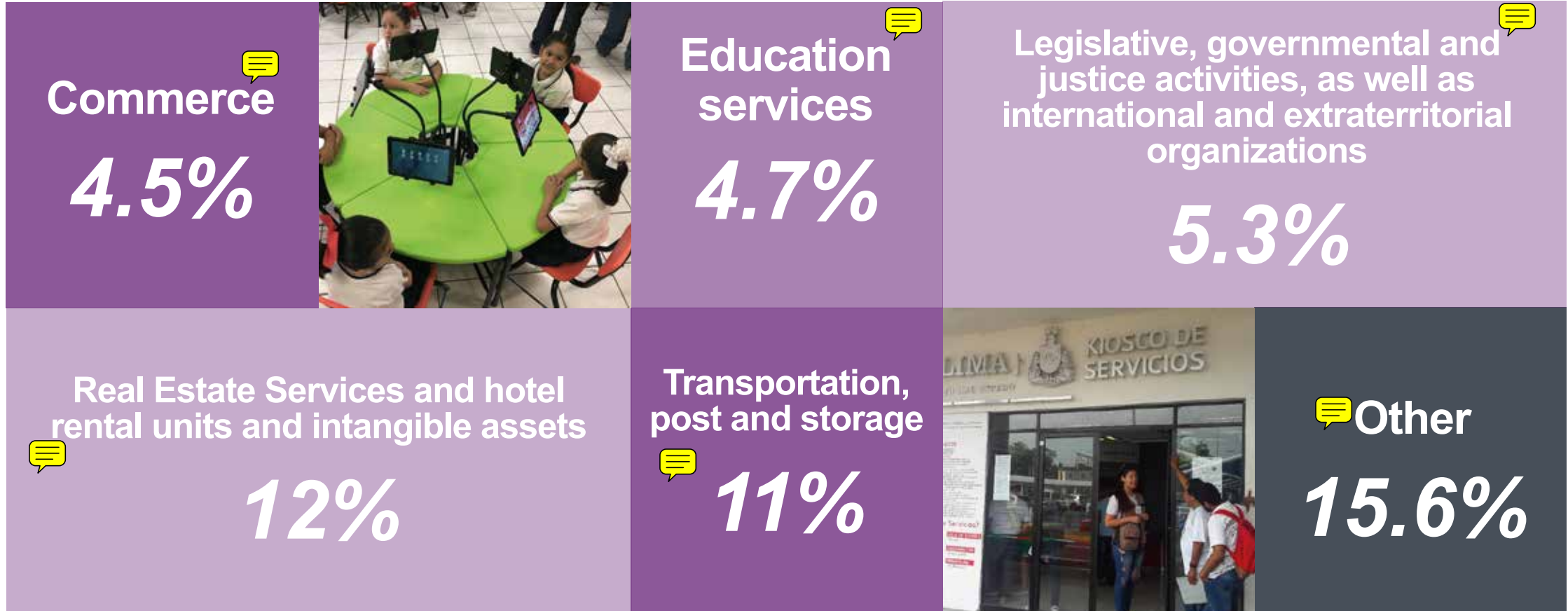
**2,784** Economic units of the   
sector 2018

Manufacturing industries represent **3.9% of 2017 GDP**, with the highest prevalence within **the Food Industry with 2.9%** 



# ECONOMIC FACTS


## Tertiary Activities



# ECONOMIC FACTS

## Tertiary Activities

Storage, logistic and transport




 **11.0%**  
of GDP 2017

Activity of Transportation,   
post and storage

It is the **4<sup>th</sup>** activity with the highest   
percentage share **only behind Construction.**

**270,624**

Vehicle fleet  
(excludes motorcycles) 2017 



# ECONOMIC FACTS

## Tertiary Activities

### Tourism (Statistics)

### Passenger Movement in Commercial Flights at State Airports 2019

Concept 	Colima		Manzanillo		Total 
	 National	International	National	International	
 Arrivals	98,595	-	56,484	34,154	<b>189,233</b>
 Departures	95,818	-	55,305	35,828	<b>186,951</b>





# ECONOMIC FACTS

## Tertiary Activities

### Tourism (Statistics)

Arrival of passengers  
on commercial flights  
to Manzanillo

Company	2018			2019									Total
	Oct	Nov	Dec	Jan	Feb	Mar	Apr	May	Jun	Jul	Aug	Sep	
<b>Commercial National</b>													
AEROLITORAL	3,767	4,478	5,586	4,933	4,341	4,336	4,342	4,648	4,790	4,936	5,086	5,241	56,483
<b>Subtotal</b>	<b>3,767</b>	<b>4,478</b>	<b>5,586</b>	<b>4,933</b>	<b>4,341</b>	<b>4,336</b>	<b>4,342</b>	<b>4,648</b>	<b>4,790</b>	<b>4,936</b>	<b>5,086</b>	<b>5,241</b>	<b>56,484</b>
<b>Commercial International</b>													
ALASKA AIRLINES	570	1,674	2,208	2,142	2,484	2,261	1,878	1,242	1,388	1,552	1,734	1,938	21,071
AMERICAN AIRLINES	-	-	-	164	205	209	-	-	-	-	-	-	578
SUN COUNTRY	-	-	-	275	398	350	-	-	-	-	-	-	1,023
UNITED	-	267	823	439	238	294	172	-	-	-	-	-	2,233
WESTJET AIRLINES	163	1,082	1,855	1,940	1,776	1,675	758	-	-	-	-	-	9,249
<b>Subtotal</b>	<b>733</b>	<b>3,023</b>	<b>4,886</b>	<b>4,960</b>	<b>5,101</b>	<b>4,789</b>	<b>2,808</b>	<b>1,242</b>	<b>1,388</b>	<b>1,552</b>	<b>1,734</b>	<b>1,938</b>	<b>34,154</b>
<b>Total</b>	<b>4,500</b>	<b>7,501</b>	<b>1,0472</b>	<b>9,893</b>	<b>9,442</b>	<b>9,125</b>	<b>7,150</b>	<b>5,890</b>	<b>6,178</b>	<b>6,487</b>	<b>6,820</b>	<b>7,179</b>	<b>90,638</b>

Arrival of passengers  
on commercial flights  
to Colima

Company	2018			2019									Total
	Oct	Nov	Dec	Jan	Feb	Mar	Apr	May	Jun	Jul	Aug	Sep	
VOLARIS	2,915	4,555	5,165	4,524	4,114	5,151	4,980	5,150	5,586	6,059	6,573	7,129	61,901
AEROMAR	2,911	2,478	2,516	2,145	2,668	3,086	3,049	3,409	3,487	3,566	3,648	3,731	36,694
<b>Total</b>	<b>5,826</b>	<b>7,033</b>	<b>7,681</b>	<b>6,669</b>	<b>6,782</b>	<b>8,237</b>	<b>8,029</b>	<b>8,559</b>	<b>9,073</b>	<b>9,626</b>	<b>10,220</b>	<b>10,860</b>	<b>98,595</b>

# ECONOMIC FACTS

## Tertiary Activities

### Tourism (Statistics)

 **Flight Arrival**  
commercials to  
Manzanillo

Company	2018			2019									Total
	Oct	Nov	Dec	Jan	Feb	Mar	Apr	May	Jun	Jul	Aug	Sep	
<b>Commercial National</b>													
AEROLITORAL	59	65	78	68	56	62	65	70	72	74	75	77	<b>821</b>
<b>Subtotal</b>	<b>59</b>	<b>65</b>	<b>78</b>	<b>68</b>	<b>56</b>	<b>62</b>	<b>65</b>	<b>70</b>	<b>72</b>	<b>74</b>	<b>75</b>	<b>77</b>	<b>821</b>
<b>Commercial International</b>													
ALASKA AIRLINES	4	12	13	17	25	21	16	9	10	11	13	14	<b>165</b>
AMERICAN AIRLINES	-	-	-	3	4	5	-	-	-	-	-	-	<b>12</b>
SUN COUNTRY	-	-	-	3	4	5	1	-	-	-	-	-	<b>13</b>
UNITED	-	4	12	7	4	5	4	-	-	-	-	-	<b>36</b>
WESTJET AIRLINES	1	7	13	13	12	18	15	-	-	-	-	-	<b>79</b>
<b>Subtotal</b>	<b>5</b>	<b>23</b>	<b>38</b>	<b>43</b>	<b>49</b>	<b>54</b>	<b>36</b>	<b>9</b>	<b>10</b>	<b>11</b>	<b>13</b>	<b>14</b>	<b>305</b>
<b>Total</b>	<b>64</b>	<b>88</b>	<b>116</b>	<b>111</b>	<b>105</b>	<b>116</b>	<b>101</b>	<b>79</b>	<b>82</b>	<b>85</b>	<b>88</b>	<b>91</b>	<b>1,126</b>

 **Flight Arrival**  
commercials to  
Colima

Company	2018			2019									Total
	Oct	Nov	Dec	Jan	Feb	Mar	Apr	May	Jun	Jul	Aug	Sep	
VOLARIS	21	34	35	36	32	36	34	35	38	40	44	47	<b>432</b>
AEROMAR	81	76	81	84	76	82	81	84	84	85	85	86	<b>985</b>
<b>Total</b>	<b>102</b>	<b>110</b>	<b>116</b>	<b>120</b>	<b>108</b>	<b>118</b>	<b>115</b>	<b>119</b>	<b>122</b>	<b>125</b>	<b>129</b>	<b>133</b>	<b>1,417</b>











# ECONOMIC FACTS

## Tertiary Activities

### Tourism (Statistics)

### Hotel influx

Municipalities	Tourism		Total
	National	International	
Armería	11,324	15	111,339
Colima	266,297	6,781	273,078
Comala	11,408	12	11,420
Manzanillo	722,218	31,331	753,549
Tecomán	22,534	2,569	25,103
<b>Total</b>	1'033,781	40,708	1'074,489

Tourist Income  According to Stay and Expenditure 2019		
 Concept	Unit of measurement 	Quantity 
 Hotel influx	Tourist	1'074,489
 Average stay	Day	2.86
 Average daily expenditure	Pesos 	1,169.40
 Economic spill	Pesos 	4'571,251,614




# ECONOMIC FACTS

## Tertiary Activities

Tourism (Statistics)



### *Occupancy Coefficient*

Municipalities	Annual average 
Armería	20.35
Colima	49.87
Comala	19.30
Manzanillo	43.71
Tecomán	28.89
<b>Total</b>	43.72

# ECONOMIC FACTS

## Tertiary Activities

Development and technology transfer

Number of   
researchers  
SNI 2017  
**296**

Invention applications   
(january-september 2018):

- Patents **2**
- Industrial designs  **5**
- Utility models **2**





**QUALITY OF LIFE**





# QUALITY OF LIFE

## Population

### Leadership in Human Development

---

Human  
Development Index  
(2010)

**0.85** 



# QUALITY OF LIFE

## Education

Education system of Colima, School year 2016-2017



	Students	Teachers	Schools
Total	199,485	7,676	1,073
Basic education	140,293	7,676	1,073
Preschool education	24,854	1,229	406
Elementary education	77,776	3,243	486
Middle School	37,663	3,204	181
High School	29,032	3,043	191
University education	21,725	2,857	53
Average education level		Colima 9.6%	National 9.3%
Illiteracy		Colima 3.1%	National 4.7%

# QUALITY OF LIFE

## Public Services

205,243

 Dwelling inhabited

98.8%

 Dwelling with piped water

98.9%

 Dwelling with drainage

2.9%

 Dwelling with solar heater

99.4%

 Dwelling with electricity

0.4%

 Dwelling with solar panel

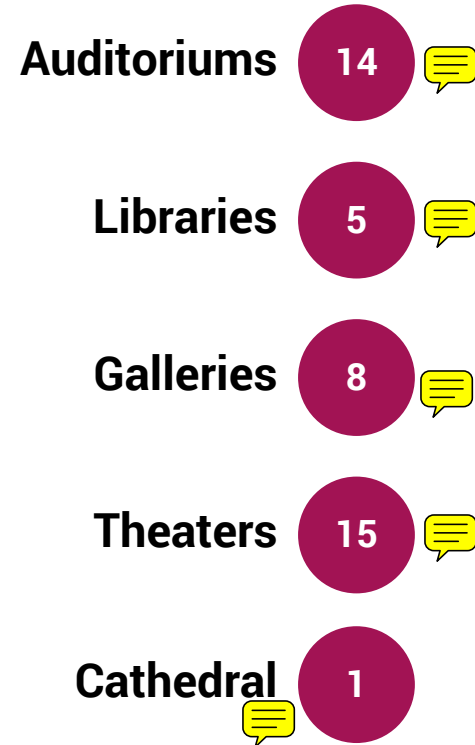
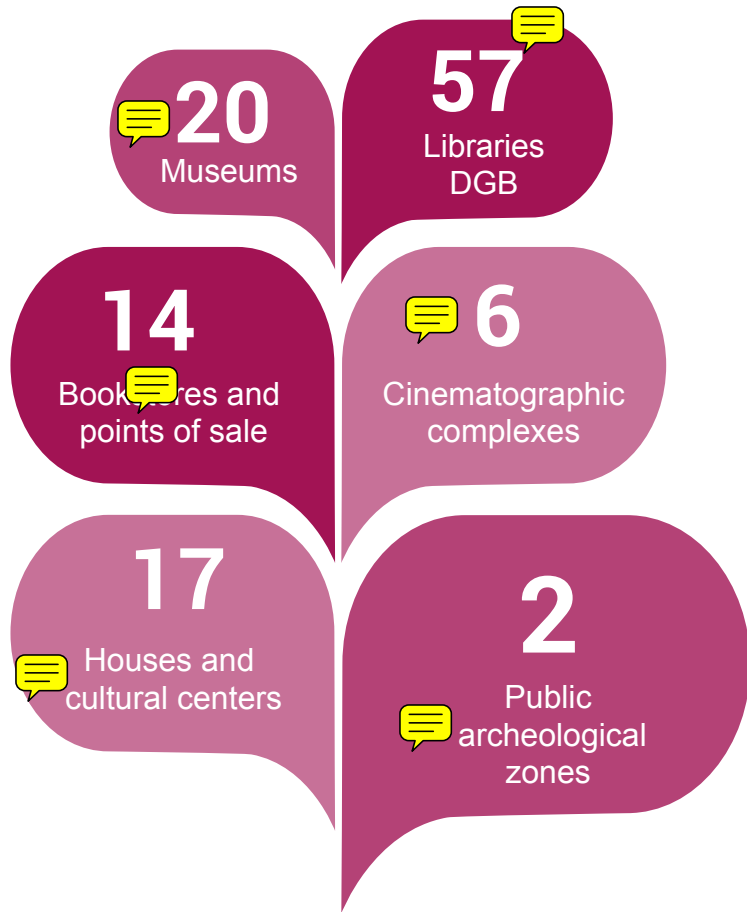
1,781

Public lighting 




# QUALITY OF LIFE

## Entertainment





A large industrial facility, possibly a power plant or manufacturing plant, featuring a massive circular structure with a grid of rivets or bolts. A prominent yellow staircase with railings leads up to a platform. The scene is bathed in a warm, yellowish light, suggesting an indoor setting with artificial lighting or a specific time of day. The overall atmosphere is one of scale and industrial complexity.

**BUSINESS  
OPPORTUNITIES**



# BUSINESS OPPORTUNITIES



## Mining

- Extraction of metallic and non-metallic minerals.
- Production of drywall.
- Production of ceramic or stone facing for the construction industry.
- Steel companies.



## Warehousing, logistics and transportation

- Handling of containers.
- Handling of perishables.
- Handling of general cargo.
- Service parking for carriers.
- Yards.
- Cooling chambers.
- Equipped multi-purpose warehouses.
- Container storage.



## Industrial equipment

- Industrial parks.

## Tourism

- Conventional hotels.
- Business hotels.
- Eco-tourism hotels.

## Energy

- Construction of gas distribution systems.

## Agriculture and livestock

- Vegetable harvesting.
- Tropical fruit harvesting.
- Harvesting of ornamental plants.
- Harvesting of tropical hardwoods.
- Pre-cooled modular units.
- Tropical fruit processing and packaging plants.
- Distributors.

## Services

- Convention centers.
- Theme parks.
- Restaurants.
- Travel agencies.
- Malls.
- Hospitals.
- Residential developments.
- Country home developments.
- Franchises.



## Technological development

- Software development.
- Service providers for information technologies.
- Development of alternative energy sources.
- Logistics.
- Agro-biotechnology.



# COMPANIES







 **EXPORT  
PRODUCTS**



# EXPORT PRODUCTS

## Perishable Products

### Certifications

Products	Certifications
Banana	<ul style="list-style-type: none"> <li>• Global GAP</li> <li>• México Calidad Suprema</li> <li>• GMP</li> <li>• Primus GFS</li> <li>• SENASICA</li> </ul>
Plantain	<ul style="list-style-type: none"> <li>• México Calidad Suprema</li> <li>• Primus GFS</li> <li>• SENASICA</li> </ul>
Organic Banana	<ul style="list-style-type: none"> <li>• Global GAP</li> <li>• Japanese Agricultural Standard of Organic Products</li> <li>• SENASICA</li> </ul>
Blackberry	<ul style="list-style-type: none"> <li>• Global GAP</li> <li>• Tesco</li> </ul>
Blueberry	<ul style="list-style-type: none"> <li>• Global GAP</li> <li>• Primus GAP</li> <li>• Primus GFS</li> </ul>
Mexican lime	<ul style="list-style-type: none"> <li>• C-TPAT</li> <li>• Global GAP</li> <li>• México Calidad Suprema</li> <li>• Primus GFS</li> <li>• SENASICA</li> <li>• GMP</li> <li>• Japanese Agricultural Standard of Organic Products</li> <li>• Kosher</li> </ul>












Products	Certifications
Persian lime	<ul style="list-style-type: none"> <li>• C-TPAT</li> <li>• Global GAP</li> <li>• México Calidad Suprema</li> <li>• Primus GFS</li> <li>• SENASICA</li> </ul>
Mango	<ul style="list-style-type: none"> <li>• Global GAP</li> <li>• México Calidad Suprema</li> <li>• HACCP</li> </ul>
Honeydew melon	<ul style="list-style-type: none"> <li>• Global GAP</li> <li>• HACCP</li> </ul>
Watermelon	<ul style="list-style-type: none"> <li>• FDA</li> <li>• Primus GFS</li> <li>• Global GAP</li> <li>• HACCP</li> </ul>
Papaya	<ul style="list-style-type: none"> <li>• GAP</li> <li>• Global GAP</li> <li>• México Calidad Suprema</li> <li>• GMP</li> <li>• FDA</li> <li>• Primus GFS</li> <li>• HACCP</li> <li>• SENASICA</li> </ul>
Pineapple	<ul style="list-style-type: none"> <li>• Global GAP</li> <li>• México Calidad Suprema</li> <li>• C-TPAT</li> <li>• Primus GFS</li> <li>• SENASICA</li> </ul>

Products	Certifications
Coconut	<ul style="list-style-type: none"> <li>• Global GAP,</li> <li>• México Calidad Suprema</li> <li>• C-TPAT</li> <li>• Primus GFS</li> <li>• SENASICA</li> <li>• HACCP</li> <li>• Kosher</li> <li>• US National Organic Products</li> </ul>
Cherry tomato	<ul style="list-style-type: none"> <li>• Primus GFS</li> <li>• SENASICA</li> <li>• HACCP</li> </ul>
Roasted coffee	<ul style="list-style-type: none"> <li>• Kosher</li> </ul>
Cucumber	<ul style="list-style-type: none"> <li>• Primus Lab</li> <li>• SENASICA</li> </ul>
Tuna	<ul style="list-style-type: none"> <li>• ISO 9001-2015</li> <li>• FDA</li> <li>• HAJAL</li> <li>• ESR</li> <li>• Kosher</li> <li>• BRC</li> <li>• HACCP</li> <li>• MSC</li> </ul>

# EXPORT PRODUCTS

## Primary Crops



 Crop	 Surface (ha)	 Production (ton)	 \$ Value (2018) USD
Avocado	725.25	5,385.37	\$3,949,271.33
 Rice	3125	18,221.64	\$4,204,993.85
Blueberry	306.5	2,188.00	\$7,854,358.97
Coffee	2,332.83	2,710.35	\$1,181,435.64
 Sugar cane	12,971.71	1,133,016.01	\$44,158,572.70
 Serrano chile	547	14,631.12	\$11,254,707.69
Coconut	14,811.40	18,206.30	\$4,668,282.05
 Corn cob	1,697.03	26,008.57	\$5,335,091.28
Lemon	19,321.65	230,000.00	\$92,000,000.00
Mango	3,802.00	39,113.21	\$6,017,416.92
 Corn grain	11,031.00	39,113.21	\$9,427,286.51
 Cantaloup	704	25,089.00	\$6,433,076.92
Papaya	2,516.39	108,996.57	\$78,253,947.69
Cucumber	432	12,041.85	\$6,175,307.69
Pineapple	380.82	25,577.40	\$3,934,984.62
Banana	5,567.50	179,819.65	\$19,973,813.43
Watermelon	638	25,586.50	\$11,809,153.85
 Tamarind	2,021.59	9,247.30	\$3,319,543.59
Blackberry	131	1,525.25	\$2,894,064.10
<b>Total</b>			<b>\$322,845,308.85</b>

# EXPORT PRODUCTS

## Processed Products

### Certifications

Products	Certifications
Coconut cream	<ul style="list-style-type: none"> <li>• HACCP</li> <li>• GMP</li> <li>• Kosher</li> <li>• USDA NOP EU (Organic)</li> </ul>
Coconut Oil	<ul style="list-style-type: none"> <li>• Kosher</li> <li>• US national Organic Products (NOP)</li> </ul>
Dehydrated Coconut	<ul style="list-style-type: none"> <li>• HACCP</li> <li>• GMP</li> <li>• Kosher</li> <li>• USDA NOP EU (Organic)</li> <li>• FDA</li> </ul>
Coconut Fiber Substrate	
Tamarind Pulp	

Products	Certifications
Lemon Powder	<ul style="list-style-type: none"> <li>• Kosher</li> </ul>
Frozen Concentrated Mexican Lemon Juice	<ul style="list-style-type: none"> <li>• Global GAP</li> <li>• Primus Lab</li> <li>• Kosher</li> <li>• Halal</li> </ul>
Frozen Concentrated Persian Lemon Juice	<ul style="list-style-type: none"> <li>• Global GAP</li> <li>• Primus Lab</li> <li>• Kosher</li> <li>• Halal</li> <li>• Japanese Agricultural Standard of Organic Products</li> </ul>
Frozen Melon	<ul style="list-style-type: none"> <li>• Safe Quality Food (SQF) level II</li> </ul>
Frozen Papaya	<ul style="list-style-type: none"> <li>• Safe Quality Food (SQF) level II</li> </ul>

## Diverse Products

Products	Certifications
Oncidium Orchid	<ul style="list-style-type: none"> <li>• Global GAP</li> </ul>
Dendrobium Orchid	<ul style="list-style-type: none"> <li>• Global GAP</li> </ul>

Products	Certifications
Salt	<ul style="list-style-type: none"> <li>• Kosher</li> </ul>
Flower of Salt (Fleur e Sel)	<ul style="list-style-type: none"> <li>• Mayacel</li> <li>• Kosher</li> </ul>








 **INDUSTRIAL  
COSTS**







# INDUSTRIAL COSTS

## Water

### Water tariff 2017 (USD/m<sup>3</sup>)

 Domestic	 Commercial	 Industrial
0.300	0.401	0.401

### Potable water tariff and sanitation for domestic use residential type 2017 (USD/m<sup>3</sup>)

Fixed Charge 	Water fee minus fixed  charge	Drainage and/or sanitation  fee	Total 
0.02	0.28	0.0749	0.3749

# INDUSTRIAL COSTS

## Energy

### GDMTO Tariff Central West Region Great demand in ordinary medium voltage

Fee	Units	January 2019
Fixed	\$USD/month	20.291
Variable	\$USD/KWh	0.063
Distribution	\$USD/kW	7.692
Capacity	\$USD/kW	13.389

### GDMTH Central West Region January 2019

#### Great demand in ordinary medium voltage






Int. schedule	Charge	Units	January 2019
-	Fixed	\$USD/month	20.291
Initial	Variable (energy)	\$USD/kWh	0.048
Intermediate	Variable (energy)	\$USD/kWh	0.085
Punta	Variable (energy)	\$USD/kWh	0.096
-	Distribution	\$USD/kW	7.692
-	Capacity	\$USD/kW	17.643

# INDUSTRIAL COSTS

## Petroleum



### Public Prices of petroleum products at national level 2018 (\$USD/liter)

 Liquified Gas	 Automotive Gasolines		 Jet Fuel	 Pemex Diesel	 Fuel Oil
	Magna	Premium			
0.992	0.985	1.061	0.672	1.058	0.369



# INDUSTRIAL COSTS

## Wages

Average income wage IMSS (2018)
Colima \$15.2 USD/day
Nacional \$18.17 USD/day

Minimum Wages (daily)	
Geographical area	Valid from January 2019
General	\$5.266 USD
Northern Border area	\$9.063 USD

An aerial photograph of a city at dusk, with mountains in the background. The sky is a deep purple and blue. The city is filled with buildings, roads, and trees. A large white text overlay is centered on the image, reading "INCENTIVES FOR COMPANIES". A small yellow speech bubble icon is positioned to the left of the word "INCENTIVES".

# INCENTIVES FOR COMPANIES

# INCENTIVES AND SUPPORT for Companies



**Article 18.-** The proportion and time of exemption or temporary reduction of taxes and duties that the State will grant to companies under the terms of the section I of article 7 of the Law, will be determined based on the sector and subsector in which the company is located, the amount of the investment, the number and remuneration of the jobs that it generates or the increase in productivity and competitiveness that it achieves, its duration, applying for the case the following percentages: 25, 50, 75 and 100% and for periods of 10, 7, 5 and 3 years, as specified in the resolution issued for this purpose by the Secretariat of Economic Development.









# STRATEGIC PROJECTS

# STRATEGIC PROJECTS

## Industrial area

### El Colomo, Manzanillo

**I1**   
Light and low impact industry.

**I2**   
Medium and medium impact industry.

**I3**  
Heavy and high impact or risk industry.



# STRATEGIC PROJECTS

## Dry Port & Industrial City

- 150 hectares.
- Authorized customs
- Connection with Ferromex (National railway)
- 180 Hectares for industrial areas
- Electric line of 440 Kva
- Natural gas pipeline
- Highway and road junctions

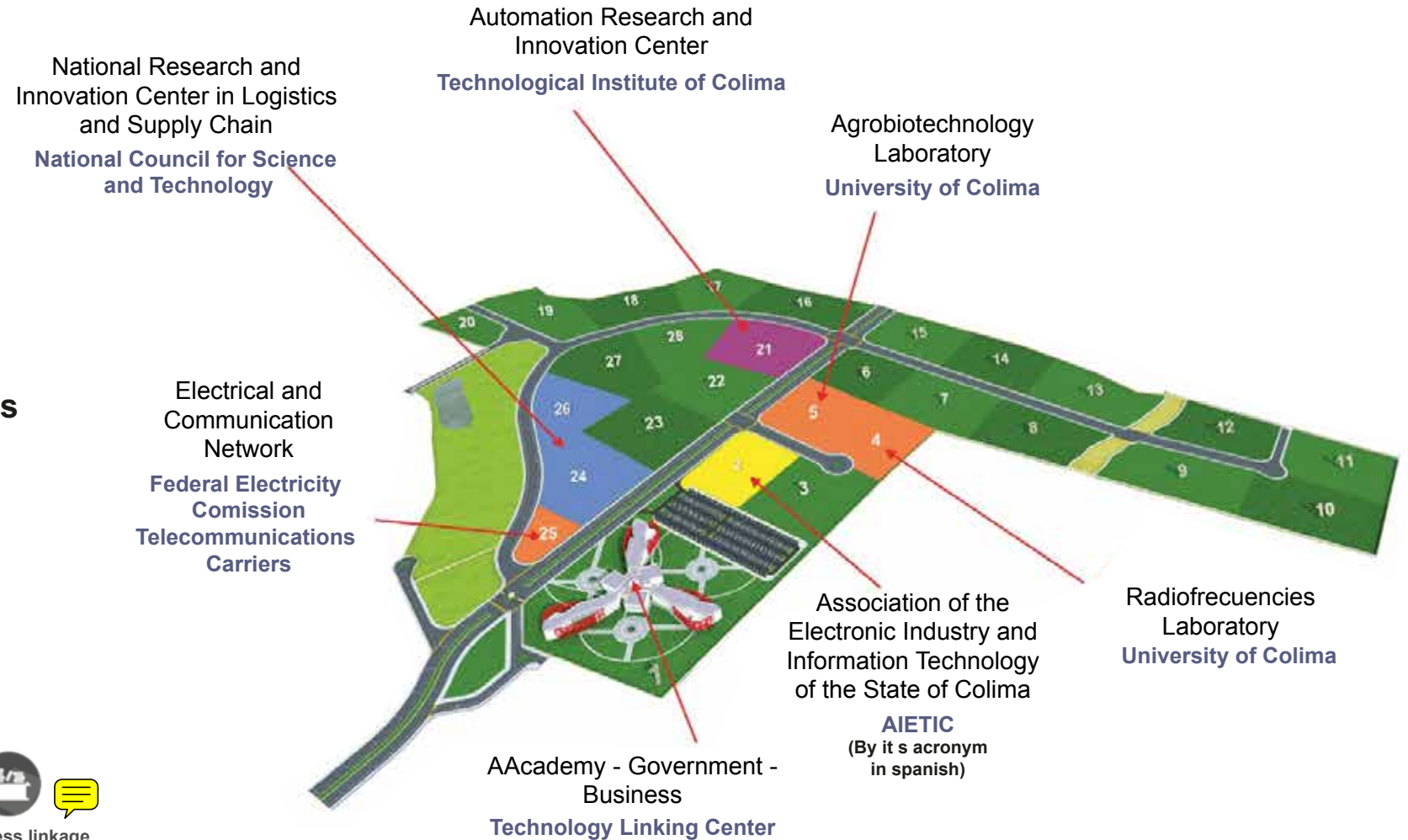




# STRATEGIC PROJECTS

## CLQ Technology Park

- 38 Hectares
- Urban development
- 28 Lots
- Triple Helix building
- Laboratories oriented to the sectors of the agro-industry, logistics, information technologies and renewable energies
- Business incubators
- Business accelerators
- Technological transfer offices



# STRATEGIC PROJECTS

## Colima Logistic Agropark

- Location Km. 14.0 highway Guadalajara-Manzanillo, Los Asmoles, Colima
- 39 Hectares
- Infrastructure
  - Agribusiness center
  - Innovation Agribusiness Center
  - 4.0 industry center
  - Commercial intelligence center
  - Cold storage rooms
  - Livestock center of genetic improvement
  - Logistic hub
  - Docking services



Agrológico hub










Agronomic corridor




Agribusiness center

# STRATEGIC PROJECTS

## Mahagua Ranch

-  The Playa de Oro International Airport is located 8.4 kilometers from the entrance to the Mahagua Ranch.
- The city of Manzanillo is located 12 kilometers south of the entrance of the Ranch. 
- The land has a coastline of more than 14.5 kilometers. 
- The main beach has a length of 550 meters. 
- According to the permits:
  - Land for development - 259.90 hectares
  - Natural reserve - 860.9 hectares 
  - Total area - 1120.8 hectares
- Cliffs, bays, water inlets and a gentle slope of land to ensure panoramic views of residences, hotels and condominiums. 
- Of the 1,120.8 hectares, 81.97 hectares have underground public services, such as water, electricity and roads. 








**COLIMA**  
STATE GOVERNMENT

---



[www.investincolima.col.gob.mx](http://www.investincolima.col.gob.mx)  
[investincolima@gobiernocolima.gob.mx](mailto:investincolima@gobiernocolima.gob.mx)